


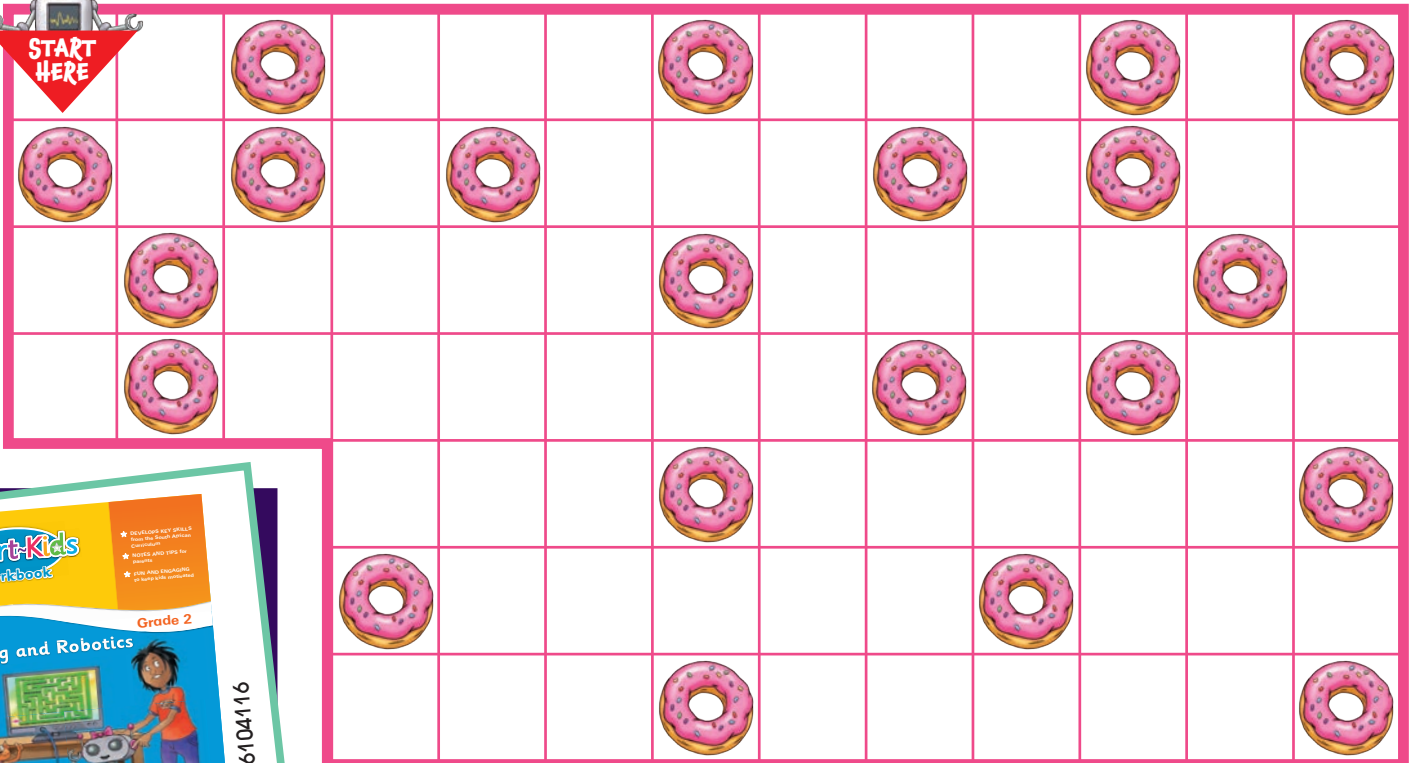

# TREASURE HUNT

FOLLOW THE CODE WITH ROBO TO FIND ALL THE DONUTS.

- 1 Move Robo down ↓ one block.
- 2 Move Robo two blocks to the right →.
- 3 Move Robo up ↑ one block.
- 4 Move Robo four blocks to the right →.
- 5 Move Robo two blocks down ↓.
- 6 Move Robo five blocks to the left ←.
- 7 Move Robo one block down ↓.
- 8 Move Robo seven blocks to the right →.
- 9 Move Robo two blocks up ↑.
- 10 Move Robo two blocks to the right →.
- 11 Move Robo up ↑ one block.
- 12 Move Robo two blocks to the right →.
- 13 Move Robo four blocks down ↓.
- 14 Move Robo six blocks to the left ←.
- 15 Move Robo two blocks down ↓.
- 16 Move Robo six blocks to the right →.



Scan this QR Code to download more grids.



How many donuts does Robo pick up?



© Copyright 2025 Maskew Miller Learning. All Rights Reserved.